




SOFFIONE *FLAT* CERCHIO  
Ø 230 mm

CODICE

PREZZO LISTINO  
AL NETTO DI IVA

LIN53811


€ 139,00



SOFFIONE *FLAT* CERCHIO  
Ø 300 mm

LIN53812


€ 207,00



SOFFIONE *FLAT* QUADRO  
230x230 mm

LIN53815


€ 151,00



SOFFIONE *FLAT* QUADRO  
300x300 mm

LIN53812

€ 235,00



SOFFIONE *FLAT* RETTANGOLO  
250x185 mm

LIN53819

€ 159,00



BRACCIO DOCCIA 320 mm


LIN53806

€ 51,00

BRACCIO DOCCIA 420 mm

LIN53807

€ 57,00



SUPPORTO BRACCIO DOCCIA

LIN53807R

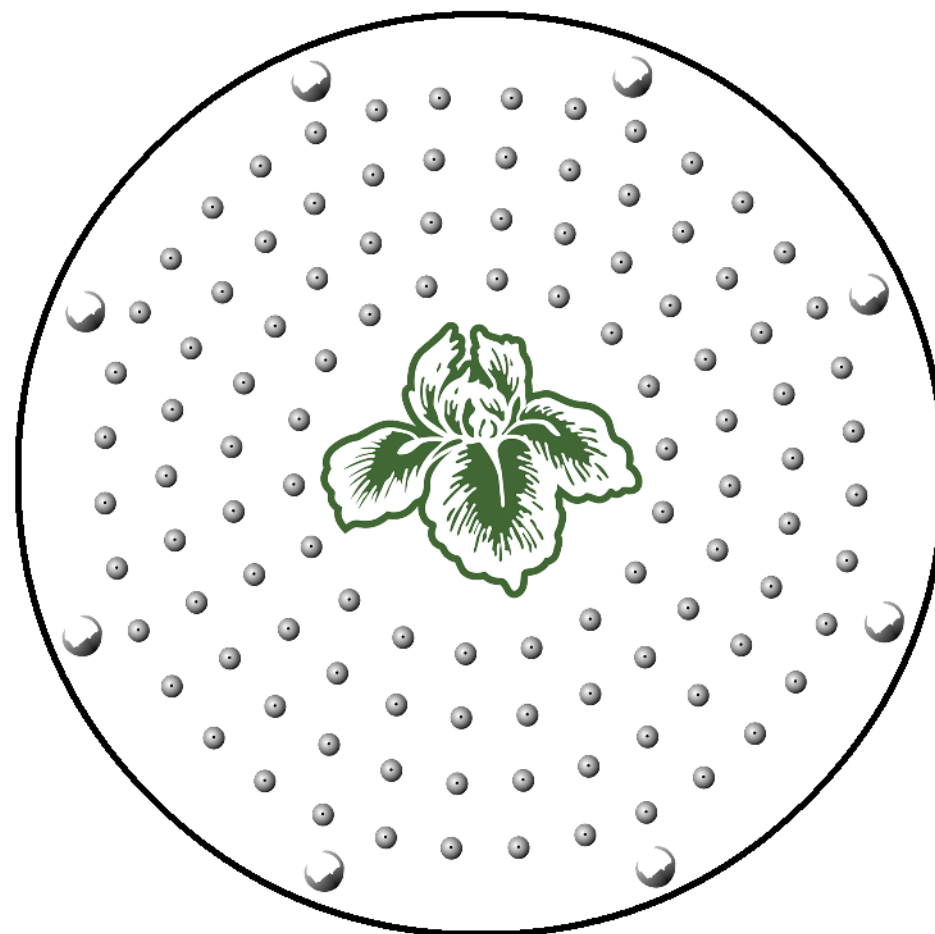
€ 48,00

# SintesiBagno.it

cliKka sul benessere

serie elementi doccia

## GEOMETRICI



**SintesiBagno Srl**


28922 Verbania (VB) - Via alle Fabbriche, 3 - Tel./Fax 0323 403281  
www.sintesibagno.it - Email: info@sintesibagno.it

flat 6 mm

flat 6 mm

**I GEOMETRICI**

**I GEOMETRICI**



SOFFIONE "CERCHIO" CON BRACCIO DOCCIA E SUPPORTO BRACCIO

SOFFIONE "QUADRO" CON BRACCIO DOCCIA